

Annual Report

2014

MEDITERRANEAN MEMORANDUM OF UNDERSTANDING ON PORT STATE CONTROL



MEDITERRANEAN
M.O.U.

2015



**Mediterranean Memorandum of
Understanding on Port State Control**

Annual Report 2014

(Published 2015)

FOREWORD

We are pleased to present the Annual Report on Port State Control in the Mediterranean region for year 2014 which is published under the auspices of the Port State Control Committee of the Mediterranean MoU.

The 10 members of the memorandum have carried out 5,649 inspections compared with 4698 in 2013. The number of detentions increased from 262 in 2013 to 298 in 2014, with slightly percentage increase from 5.6% to 5.9%.

2014 was a significant and busy year for the Med MoU. The year started with the 15th Med MoU Committee meeting in Valletta, Malta, followed by the Med MoU 17th Committee Meeting which was held in Tangier, Morocco in October 2014.

A Concentrated Inspection Campaign (CIC) on “STCW Hours of Rest” was carried out from 1 September to 30 November 2015.

Throughout the year 2014, The Med MoU Secretariat has continued to develop the quality system in order to improve service which has been certified for, ISO 9001:2008.

This annual report highlights the developments and activities of the Med MOU in 2014. Moreover, the report also provides port State control statistics and analysis on the results of inspections carried out by member Authorities during 2014.

We would like to thank all the members of the MoU Advisory Board (MAB) who continued to serve the Med MoU throughout 2014 and all of the Member States for their support during the year and we would like especially to thank all of the Med MoU Port State Control Officers and their Administrators for their excellent work throughout the year.



Chairman
Port State Control Committee



Secretariat
Med MoU Secretary

CONTENTS

OVERVIEW

Introduction	4
The Committee	5
The Management Advisory Board Meetings (MAB)	6
The Information Center (CIMED)	6
Appeal on Detentions	7
Concentrated Inspection campaign (CIC)	7
Co-operation With International Organizations	7
Co-operation With Other Regional Port State Control Regimes	7, 8
Annual Statistical Report 2014	9

STATISTICAL ANNEXES

Contribution of Mediterranean MoU Members to Inspections / Detentions in Year 2008-2014	11
Number of inspections	11
Number of detentions	12
detentions in % of inspections	12
MoU inspections for year 2014	
Annual Figure	13
Number of monthly Inspection, Detention and Inspection with deficiencies	13
Statistics Summary 2014	
Summary Inspection/Detention/inspection with deficiencies	14
Number of Inspections, Detentions and Inspections with deficiencies per member state	15
Number and % of inspection, deficiencies and detention per ship's type	16
Number and % of nature of deficiencies	17
Number and % of inspection, detention and detention's percentage per major Classification Society	18
Detailed annual figures 2014	
Detail inspection/detention/ % per Flag Administration	19
Nature of deficiency number detailed by Flag Administration	22
Med MoU Secretariat Contact Details	25
CIMED Contact Details	25
Med MoU Member States focal points	26

OVERVIEW

Introduction:

This Annual Report is published under the auspices of the Med MoU committee on PSC. This annual report is the ninth issue and covers port State control activities and developments in the year 2014.

In accordance with the provisions of the Memorandum, the Authorities which have signed and formally accepted the Memorandum or which have been accepted with unanimous consent of the port State control committee would become full members.

Currently; the Memorandum has 10 full members namely: Algeria, Cyprus, Egypt, Israel, Jordan, Lebanon, Malta, Morocco, Tunisia and Turkey.

The Port State Control Committee established for Monitoring and controls the implementation and on-going operation of the Memorandum.

The Committee consists of representatives of the member Authorities and also observers from the maritime Authorities and the inter-governmental organizations which have been granted observer status by the committee, namely: International Maritime Organization (IMO), International Labour Organization (ILO), European Commission (EC), Paris MoU, Black Sea MoU and the US Coast Guard. The Secretariat of the Memorandum is located in Alexandria, Egypt and its Information Centre in Casablanca, Morocco.

For the purpose of the Memorandum, the following instruments are the basis for Port State Control activities in the region:

- * ILO Maritime Labour Convention MLC2006;
- * The International Convention on Load Lines, 1966;
- * The International Convention for the Safety of Life at Sea, 1974 (SOLAS 74);
- * The Protocol of 1978 relating to the International Convention for the Safety of Life at Sea, 1974;
- * The International Convention for the Prevention of Pollution from Ships, 1973, as modified by the Protocol of 1978 relating thereto (MARPOL 73/78);
- * The International Convention on Standards of Training, Certification and Watch keeping for Seafarers, 1978 (STCW 78, as amended);
- * The Convention on the International Regulations for Preventing Collisions at Sea, 1972;
- * The Merchant Shipping (Minimum Standards) Convention, 1976 (ILO Convention No. 147);


THE COMMITTEE

The Sixteenth Committee Meeting was held in Tangier, Morocco from 28 to 30 October 2014. The meeting was hosted by the Maritime Administration of Morocco. The meeting was attended by the representatives of the member Authorities of Cyprus, Egypt, Jordan, Malta, Morocco, Tunisia and Turkey, observers from Paris MoU, Black Sea MoU and United States Coast Guard – USCG and invited observers from Caribbean MoU and Riyadh MoU.



The Med MoU 16th Committee meeting 28th – 30th October 2014

Important outcomes of this meeting:

- The Committee meeting reviewed and approved the Target Factor Criteria and requested the CIMED to start the implementation process.
- Unanimously the Committee renewed the Chairmanship to Capt. Mark A. Chapelle for another term starting from the 17th Committee meeting.
- The Committee approved the Updated Med MoU Manual procedures prepared by EMSA the implementing body of the SAFEMEDIII project.
- The Committee approved the newly designed Med MoU Logo. 
- The Committee decided that the 17th Committee meeting will be held in October 2015, hosted by the Maritime Authority of Jordan.

MANAGEMENT ADVISORY BOARD MEETINGS (MAB)

The Management Advisory Board for the Mediterranean Memorandum of Understanding on Port State Control meets three times in year 2014. It was composed of participants from Cyprus, Egypt, Morocco, Turkey, Chairman, the Med MoU Secretariat, and CIMED.

- The Eleventh meeting took place in Valletta - Malta on 13th of January 2014 back to the 15th Committee meeting.
- The Twelfth meeting took place in Marsa – Malta from 28th – 29th May 2014.
- The Thirteenth meeting took place in Tangier - Morocco on 26th of October 2014 back to the 16th Committee meeting.

Important recommendations from the MAB to the Committee:

Through three meetings the following are the outline remarks on the recommendations presented to the 16th Committee Meeting:

- The MAB meeting discussed the procedures updated by EMSA and recommended the Committee to approve it.
- The MAB meeting reviewed the Med MoU annual report for year 2013, and noted the reduction of the number of inspections. The meeting requested the Secretariat to extract the details of the most frequent deficiencies during the year, and to include an indication about the performance of each country to be introduced at the next MAB meeting.

THE INFORMATION CENTER (CIMED)

The Med MoU Information Center has been established in Morocco, for the purpose of exchanging information on port State inspection, in order to make available to authorities information on inspection of ships on other regional ports to assist them in their selection of foreign flag ships to be inspected and in the exercise of port State control in the region.

Most important achievements of the CIMED:

1. Providing Data to Equasis:

The project has been finished and the providing data has been started:

- The frequency is monthly. The file contains one year inspection data.
- Providing data to Equasis using ftp
- The first file contains inspection data starting from 1.1.2012.

2. MEDSIS mobile website:

The project has been finished and the Tablet, IOS and Android version has been tested and has been launched.

APPEAL ON DETENTIONS

During 2014 the Med MoU Secretariat received one appeal against detention of M/V “Blacky” in the Mediterranean region and the Med MoU Secretariat setup a review panel according the Memorandum and Egyptian Maritime Administration respects the decision of the Panel and withdraw the detention.

CONCENTRATED INSPECTION CAMPAIGN (CIC)

The Med MoU on PSC carried out a Concentrated Inspection Campaign (CIC) on “STCW Hours of Rest” between 1st September 2014 and the 30th November 2014, which prepared jointly by Paris MoU and Tokyo MoU.

During the CIC, 23.5% of the detention were CIC topic related, which may be considered that ships has achieved an acceptable level of compliance with SOLAS Chapter II-1 requirements.

CO-OPERATION WITH INTERNATIONAL ORGANIZATIONS

➤ International Maritime Organization (IMO)

- The Med MoU has inter-governmental status (IGO) since 2006 in IMO meetings. The Med MoU Representatives participated in the 1st Session of the Sub-Committee on Implementation of IMO Instruments (III 1) in July 2014.
- The uploading into GISIS is always current starting from August 2011.

CO-OPERATION WITH PARIS MOU

The Med MoU has established and maintained effective and close cooperation with the Paris MoU, both at administrative and technical levels.

The Chairman of Med MoU on PSC **Capt. Mark A. Chapelle** represented the Med MoU at the 47th Paris MoU Committee meeting in Vilnius, Lithuania, on 19 to 23 May 2014.

Paris MoU in cooperation with IMO organized an Expert Training on Safety and Environment organized for PSCO in The Hague, Netherlands from 4 to 7 March 2014. The Maritime Authority of Jordan representative participated in the course on behalf of the Med MoU.

CO-OPERATION WITH BLACK SEA MOU

The Med MoU has a special cooperation with the Black Sea MoU in the area of exchanging PSCOs to gain experience and harmonization on the job training between both MoUs.

The Med MOU was represented by the Republic of Turkey at the 15th Black Sea MoU Committee meeting in 2014 in Constanta, Romania.

CO-OPERATION WITH TOKYO MOU

The Expert Training Course on port State Control which is prepared jointly by the Viña del Mar Agreement and Tokyo MoUs was held in Buenos Aires, Argentina, from 10 to 21 March 2014. The Maritime Authority of Turkey representative participated in the course on behalf of the Med MoU.

The fourth general training course (GTC4) for port state control officers organized by Tokyo MoU, in cooperation with IMO in Japan from 25 August to 19 September 2014. The Maritime Authority of Morocco representative participated in the course on behalf of the Med MoU.

CO-OPERATION WITH CARIBBEAN MOU

A request submitted by the Caribbean MoU for technical assistance, and the Committee instructed the CIMED to move on.

An agreement had been signed between the parties and the effective implementation started on 23rd of October 2013.

The project has been finished and the CMOU system is now fully operational.

ANNUAL STATISTICAL REPORT 2014

In the following annual statistics the facts and figures of 2014 are listed, the figures show an increase in the number of inspections and detentions, also a decrease in the number of deficiencies.

INSPECTIONS

With a total number of 5,049 inspections performed in 2014 the inspection figures showed an increase of 351 inspections (7%) compared with the figures of 2013.

The greatest contribution for inspections was from Egypt with 1,650 inspections then from Turkey with 1,125 inspections.

The greatest percentage of inspections was in the "General cargo/multipurpose ship" which was 1,958 inspections (39% of all inspections).

DEFICIENCIES

Number of deficiencies (15,092)

In 2013 the number of deficiencies recorded was 19,392 deficiencies; in 2014 this number decreased to a total of 15,092 deficiencies (22%) compared with 2013. The average number of deficiencies per inspection slightly decreased from 3.2 in 2013 to 3 in 2014.

The greatest percentage of deficiencies recorded was on "Safety of navigation" with 21% of total number of deficiencies (3,156 deficiencies), 1,417 deficiencies recorded for the "Nautical publications" and 440 deficiencies for the "Charts".

Number of ships with deficiencies (2,591)

In General cargo/multipurpose ship" the greatest number of deficiencies recorded which were 1,315 deficiencies (51% of total number of deficiencies).

DETENTIONS

The detention figures showed an increase in the number of detentions in 2014 compared with 2013.

The average detention rate in 2014 is 5.90% which is lower than 2008 which showed a detention rate of 9.96%.

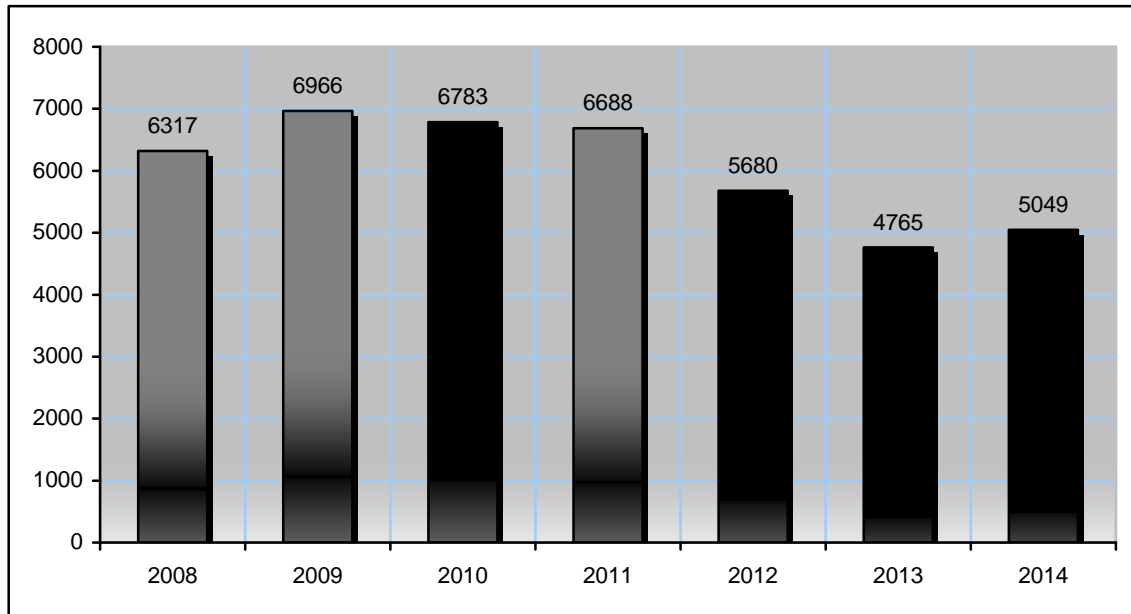
The greatest percentage of detentions was on "General cargo/multipurpose ship" which is 197 detentions (66% of total number of detentions).

Annual Report 2014

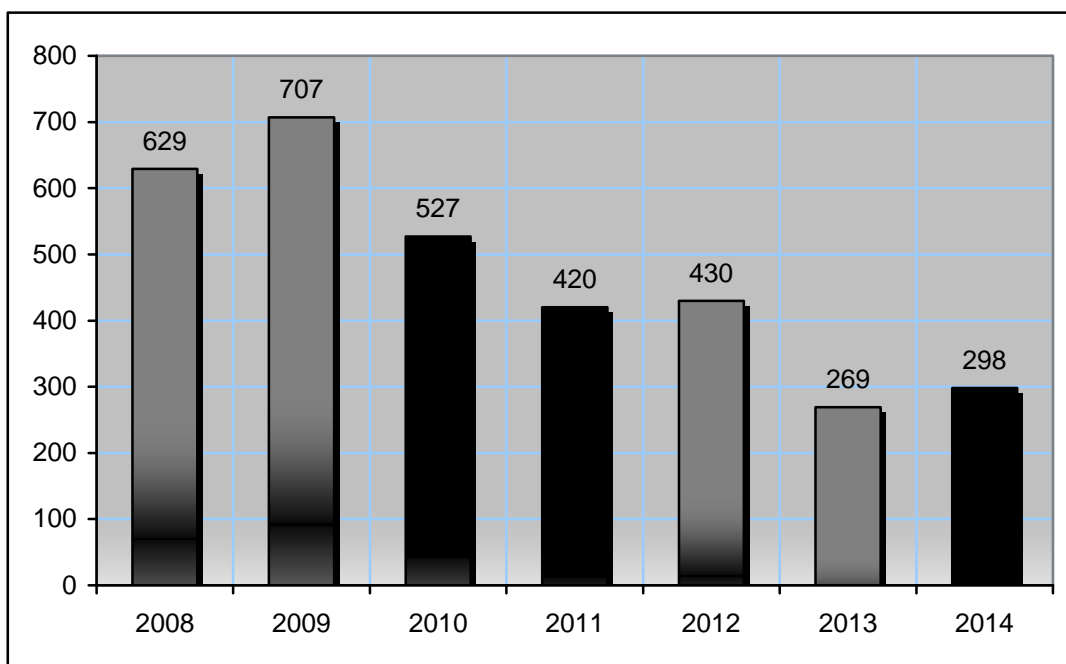
Contribution of Mediterranean MoU Members to Inspections / Detentions in Year 2008-2014

Country	Inspections								Detentions							
	2008	2009	2010	2011	2012	2013	2014	Total	2008	2009	2010	2011	2012	2013	2014	Total
Algeria	898	409	13	463	36	67	268	2,154	31	17	4	8	14	7	3	84
Cyprus	0	0	0	126	106	100	126	458	0	0	0	10	6	9	18	43
Egypt	1692	2124	2711	2058	1660	1348	1650	13,243	197	222	182	109	138	91	108	1407
Israel	185	255	208	277	238	249	181	1,593	32	47	48	44	22	19	7	219
Jordan	403	404	385	376	364	289	356	2,577	14	5	6	4	4	0	5	38
Lebanon	451	530	512	484	542	561	518	3,598	5	10	21	9	11	16	1	73
Malta	287	292	238	227	176	171	196	1,587	22	9	10	9	11	17	13	91
Morocco	720	731	724	662	669	615	530	4,651	28	19	12	9	7	4	1	80
Tunisia	233	177	342	203	127	99	99	1,280	15	8	14	1	4	1	1	44
Turkey	1448	2044	1650	1812	1762	1266	1125	11,107	285	370	230	217	213	105	141	1561
	6317	6966	6783	6688	5680	4765	5049	42,248	629	707	527	420	430	269	298	3280

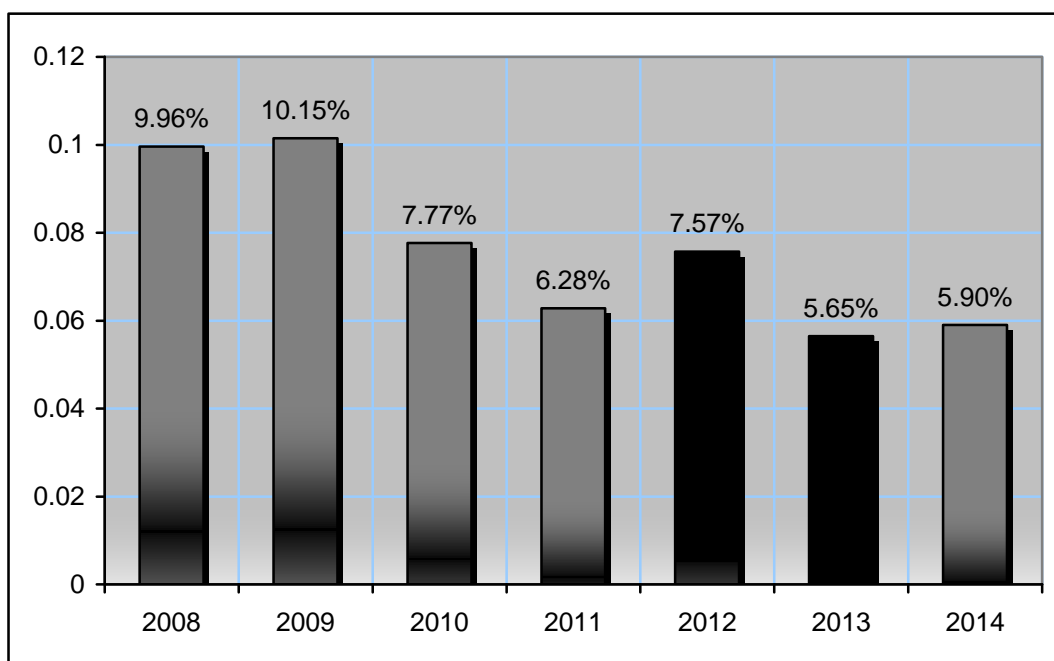
Number of inspections



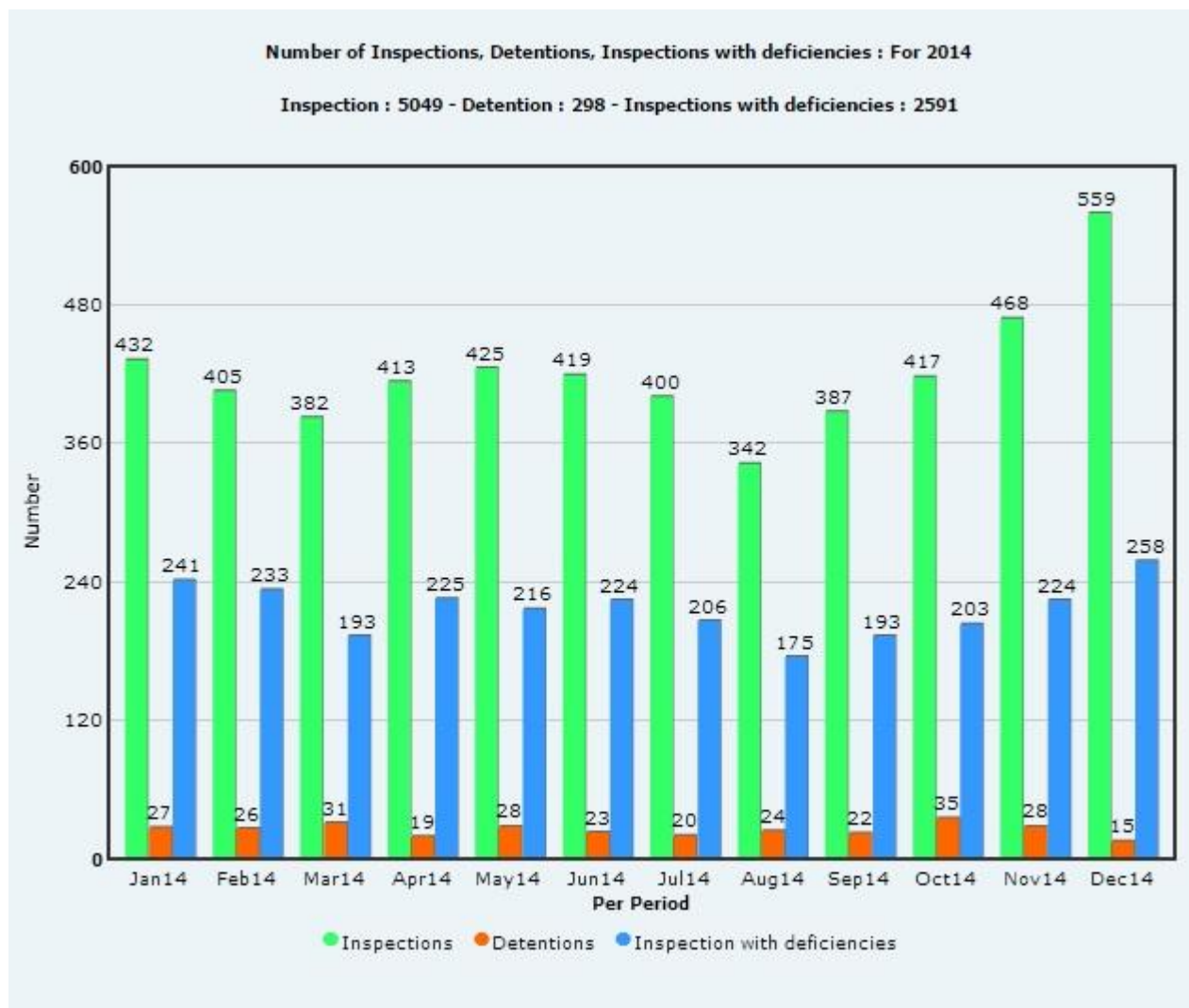
Number of detentions



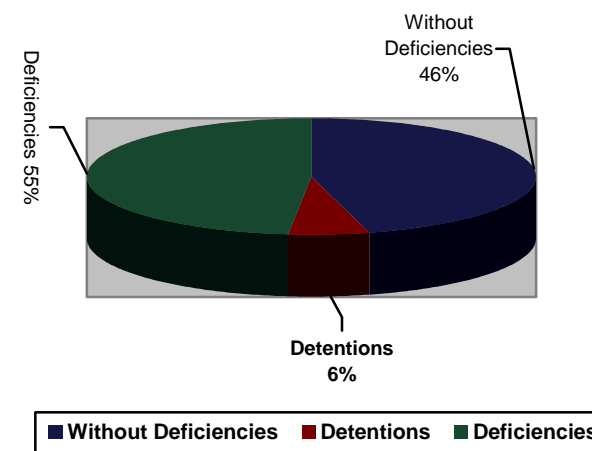
Detentions in % of inspections



MoU inspections for year 2014 Annual Figure



Inspection: 5049
Detention: 298
Deficiencies: 2591



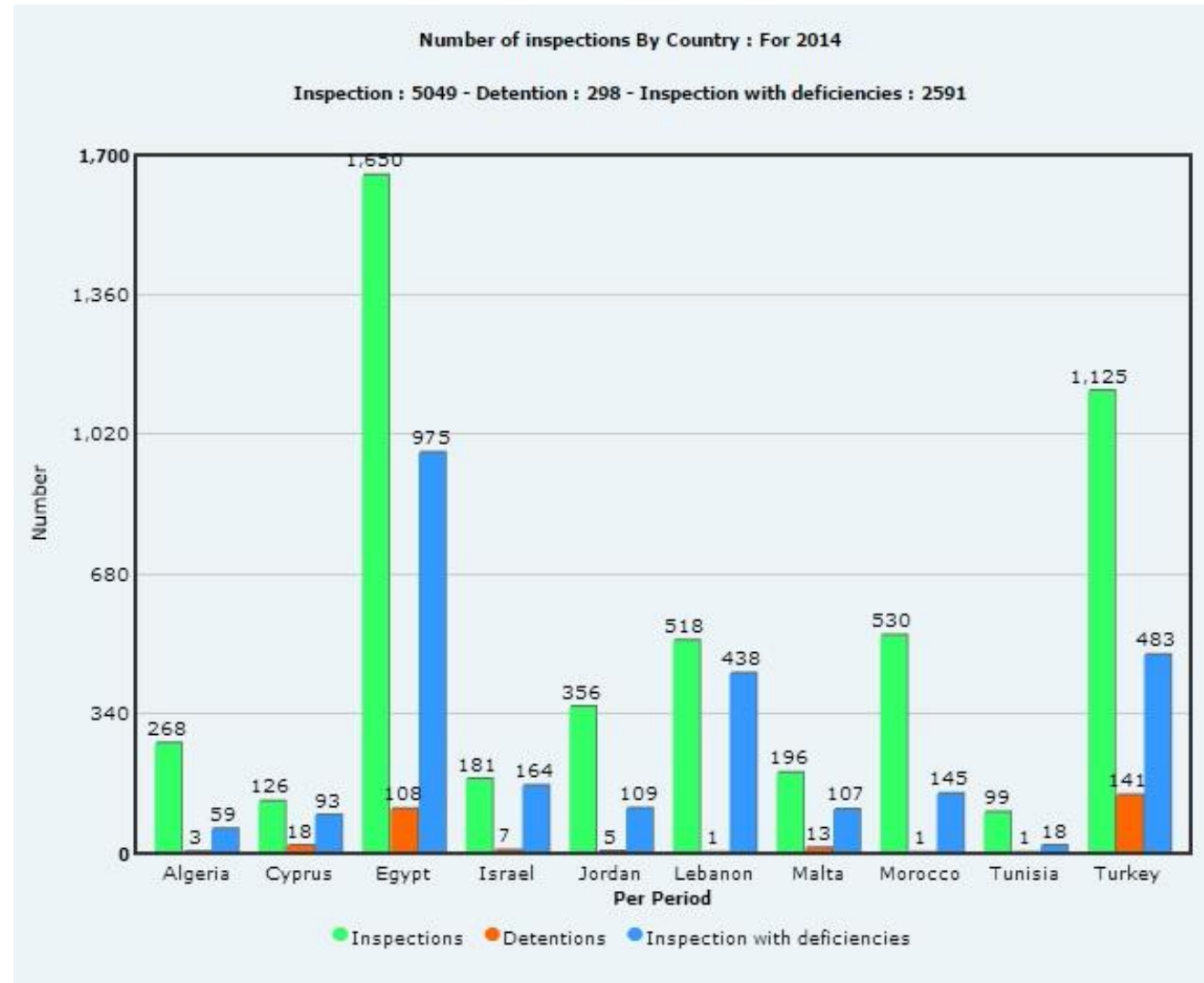
Statistics Summary

Summary Inspection/Detention/inspection with deficiencies


Recapitulation of MOU member's inspections: For 2014

PSC State	No. Individual Ships	Inspections	Performance Insp./No. of Ships	Inspections with deficiencies	Inspection without deficiencies	Deficiencies - %	Detentions	Detention- %	Detention with classrated Detainable deficiencies
Algeria	3672	268	7.3%	59	209	22.01%	3	1.12%	0
Cyprus	513	126	24.5%	93	33	73.81%	18	14.29%	2
Egypt	5755	1650	28.6%	975	675	59.09%	108	6.55%	65
Israel	1754	181	10.3%	164	17	90.61%	7	3.87%	2
Jordan	806	356	44%	109	247	30.62%	5	1.04%	3
Lebanon	1109	518	46.7%	438	80	84.56%	1	0.19%	0
Malta	796	196	24.6%	107	89	54.59%	13	6.63%	8
Morocco	4197	530	12.6%	145	385	27.36%	1	0.19%	1
Tunisia	1860	99	5.3%	18	81	18.18%	1	1.01%	1
Turkey	5553	1125	20.3%	483	642	42.93%	141	12.53%	38
Total		4698		2591	2458		298		120

Number of Inspections, Detentions and Inspections with deficiencies per member state

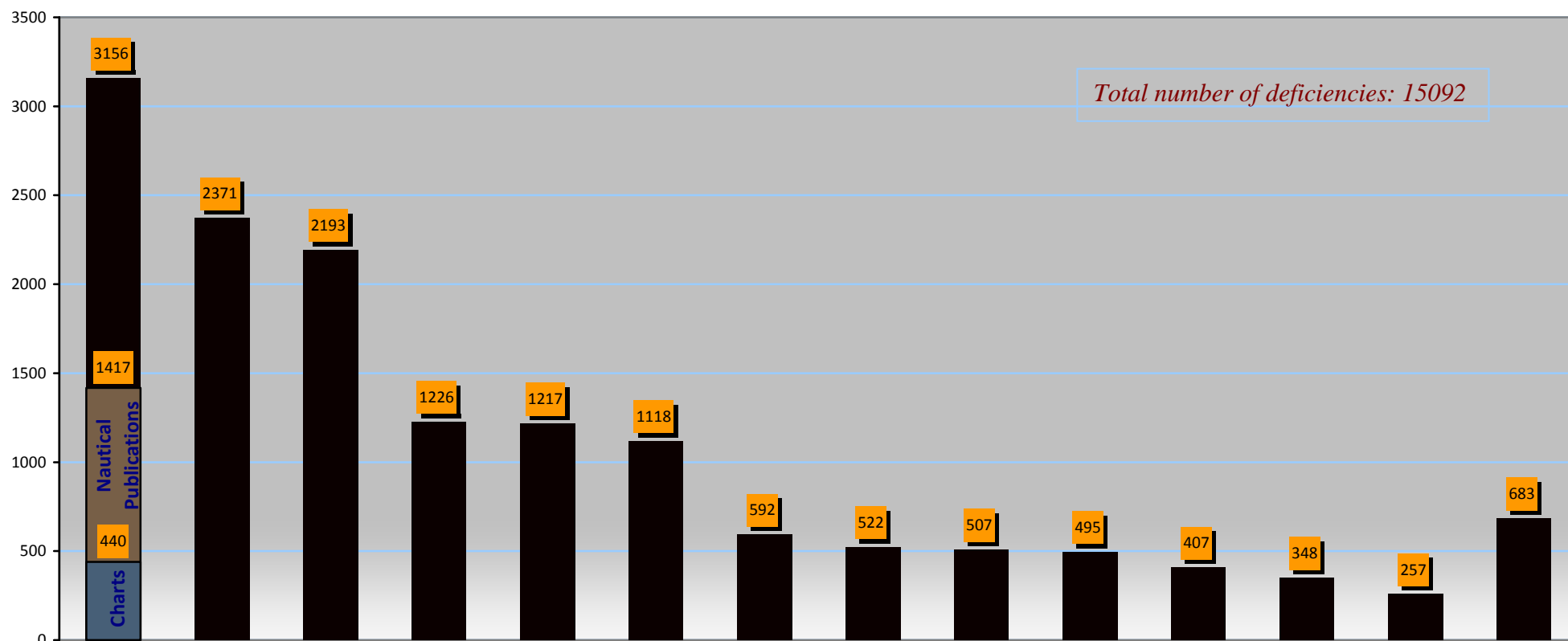


Number and % of inspection, deficiencies and detention per ship's type



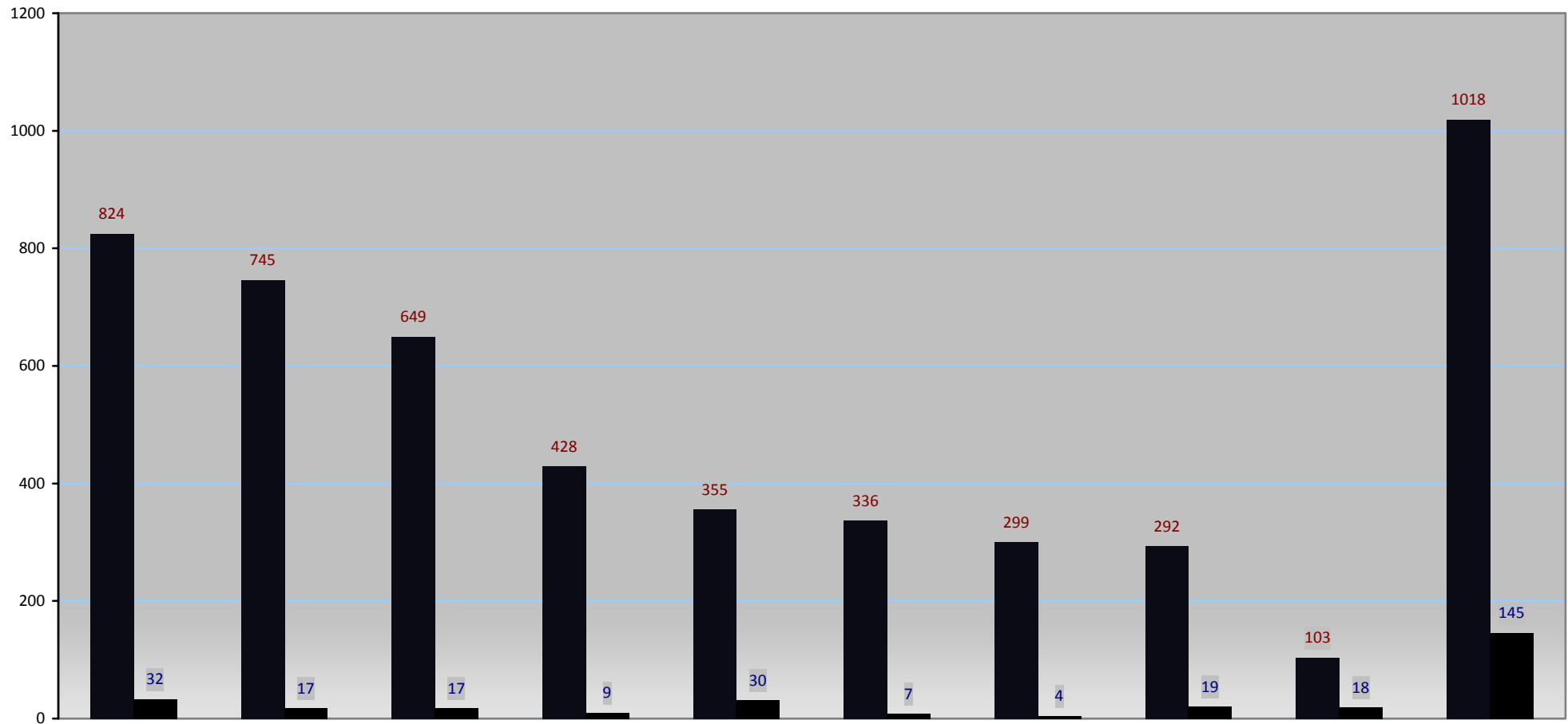
	General cargo/multi-purpose ship	Bulk carrier	Containership	Gas carrier	Oil tanker	Passenger ship	Ro-ro cargo ship	Ro-ro passenger ship	Tanker, not otherwise specified	Other types of ship
● Inspection	39%	28%	11%	6%	4%	2%	2%	1%	1%	6%
● Deficienci	51%	22%	8%	4%	4%	2%	1%	1%	1%	6%
● Detention	66%	15%	4%	1%	4%	2%	1%	1%	1%	5%

Number and % of nature of deficiencies



	Safety of navigation	Certificate & Documentation	Working and Living Conditions	Life saving appliances	Fire Safety	Propulsion and auxiliary machinery	Structural Condition	Radio communication	Emergency Systems	Pollution Prevention	Water / Weather tight Condition	ISM	ISPS	Others
Code	10	01	09	11	07	13	02	05	04	14	03	15	16	-----
Percentage	21%	16%	15%	8%	8%	7%	4%	3%	3%	3%	3%	2%	2%	5%

Number and % of inspection, detention and detention's percentage per major Classification Society



	NKK	BV	GL	LRS	RMRS	ABS	DNV	RINA	INSB	Others
Detention %	4%	3%	3%	2%	8%	2%	1%	6%	17%	14%

- This statistics include Classification Society that had more than 100 inspections in 2014.

Detailed annual figures

Detail inspection/detention/ % per Flag Administration

Flag State	Inspections	Detentions	Inspections with deficiencies	Detention-%	Inspection-% with deficiencies
Albania	2	0	2	0	1
Algeria	1	0	1	0	1
Antigua and Barbuda	140	6	69	4.29%	49.29%
Antilles, Netherlands	59	1	17	1.69%	28.81%
Azerbaijan	1	0	0	0	0
Bahamas	129	1	46	0.78%	35.66%
Bahrain	2	1	1	0,5	0,5
Bangladesh	7	0	7	0	1
Barbados	15	0	7	0	46.67%
Belgium	11	0	6	0	54.55%
Belize	121	20	90	16.53%	74.38%
Bermuda	11	0	3	0	27.27%
Bolivia	6	2	6	33.33%	1
Cambodia	85	24	75	28.24%	88.24%
Cayman Islands	25	0	10	0	0,4
China, People's Rep. Of	37	0	5	0	13.51%
Comoros	41	6	37	14.63%	90.24%
Cook Islands	76	5	55	6.58%	72.37%
Croatia	7	0	3	0	42.86%
Cyprus	87	0	36	0	41.38%
Denmark	34	1	15	2.94%	44.12%
Dominica	4	1	2	0,25	0,5
Egypt	10	1	7	0,1	0,7
Ethiopia	4	0	3	0	0,75
Finland	4	0	4	0	1
France	10	0	4	0	0,4
Georgia	2	0	1	0	0,5
Germany	20	0	7	0	0,35

Flag State	Inspections	Detentions	Inspections with deficiencies	Detention-%	Inspection-% with deficiencies
Gibraltar	43	1	14	2.33%	32.56%
Greece	80	3	23	3.75%	28.75%
Haiti	1	0	1	0	1
Honduras	2	0	2	0	1
Hong Kong, China	180	1	39	0.56%	21.67%
India	9	0	7	0	77.78%
Iran (Islamic Republic of)	1	0	1	0	1
Ireland	7	0	1	0	14.29%
Israel	1	0	1	0	1
Italy	143	9	49	6.29%	34.27%
Japan	4	0	2	0	0,5
Jordan	1	1	1	1	1
Kiribati	3	1	3	33.33%	1
Korea, Republic of	7	0	5	0	71.43%
Kuwait	1	0	0	0	0
Lebanon	8	1	6	12.5%	0,75
Liberia	387	4	138	1.03%	35.66%
Lithuania	6	0	4	0	66.67%
Luxembourg	14	0	5	0	35.71%
Malaysia	2	0	1	0	0,5
Malta	518	15	219	2.9%	42.28%
Man, Isle of	32	0	13	0	40.62%
Marshall Islands	296	9	98	3.04%	33.11%
Moldova, Rep. of	120	28	111	23.33%	92.5%
Morocco	1	0	1	0	1
Netherlands	152	3	55	1.97%	36.18%
Norway	46	0	15	0	32.61%
Pakistan	1	0	0	0	0
Palau	11	3	11	27.27%	1
Panama	756	45	413	5.95%	54.63%
Philippines	12	0	6	0	0,5

Flag State	Inspections	Detentions	Inspections with deficiencies	Detention-%	Inspection-% with deficiencies
Poland	7	4	5	57.14%	71.43%
Portugal	23	0	9	0	39.13%
Qatar	3	0	1	0	33.33%
Russian Federation	114	10	76	8.77%	66.67%
Saint Vincent and the Grenadines	99	13	73	13.13%	73.74%
Saudi Arabia	31	1	9	3.23%	29.03%
Serbia and Montenegro	2	0	2	0	1
Sierra Leone	113	18	102	15.93%	90.27%
Singapore	128	1	30	0.78%	23.44%
Spain	23	0	5	0	21.74%
St. kitts & Nevis	42	2	36	4.76%	85.71%
Sweden	3	0	2	0	66.67%
Switzerland	11	0	5	0	45.45%
Syrian Arab Republic	8	2	8	0,25	1
Taiwan, China	1	0	0	0	0
Thailand	8	0	6	0	0,75
Togo	153	18	141	11.76%	92.16%
Turkey	221	6	129	2.71%	58.37%
Tuvalu	16	1	12	6.25%	0,75
Ukraine	27	4	21	14.81%	77.78%
United Arab Emirates (UAE)	2	0	0	0	0
United Kingdom	67	0	24	0	35.82%
United Republic of Tanzania	86	19	84	22.09%	97.67%
United States of America	8	0	6	0	0,75
UNKNOWN	14	1	12	7.14%	85.71%
Vanuatu	37	5	23	13.51%	62.16%
Viet Nam	6	0	6	0	1
Total	5049	298	2591		

Details on Deficiency per Flag Administration

Flag State	01	02	03	04	05	06	07	08	09	010	011	012	013	014	015	016	018	99
Albania	4	2		1				1	1	4	1	1						
Algeria	1									1								
Antigua and Barbuda	57	6	10	8	5		35	9	54	91	24	3	18	24	9	8	16	
Antilles, Netherlands	12	3	3	1	1	1	3		12	14	4		7	2		1	2	
Azerbaijan																		
Bahamas	37	6	3	6	7		19	5	20	34	15	2	13	7	5	1	2	1
Bahrain	3			1			2			3	1		1		1		3	
Bangladesh	4	1	1				1		4	6	1		2				1	
Barbados	5	1		2			1		6	11	3	2	1	1	3	1		
Belgium	4						1		1	2							1	
Belize	93	19	10	30	28	2	60	7	67	123	43	6	73	21	16	10	16	6
Bermuda	2	1			1				2	5		1		1				
Bolivia	4		2	1	2		1	2	6	14	5	1	6	3				
Cambodia	93	24	19	28	30	4	54	4	78	132	73	7	30	20	15	18	5	3
Cayman Islands	7	1		3	3		1			7				1		1		
China, People's Rep. Of		1		2			1		2	3	1				1			
Comoros	41	11	10	10	14	5	28		46	67	26	1	36	8	8	2	2	
Cook Islands	44	8	5	8	14	2	19	3	46	71	20	1	24	10	7	9	7	1
Croatia	3								2	3			1			2	1	
Cyprus	29	10	6	5	6		18	3	42	50	15	1	9	8	5	1	1	2
Denmark	1	1	1		1		1			14	10	3	3	2	1	2		
Dominica	2				3					2	2		1		1			
Egypt	15	1	1	3	1		3		3	8	1		1	1	1	1		1
Ethiopia	1								3				5		1	1		
Finland	1		1				3			2			1			2		
France	2	1		1	1		2		3	3				1			1	
Georgia										1	1			1				
Germany	6	2		2	2		1		7	7			1	2	3	1	1	1

Flag State	01	02	03	04	05	06	07	08	09	010	011	012	013	014	015	016	018	99
Gibraltar	11			1			5	1	6	15	2		5	2	1	2		
Greece	29	4	3	6	4		11	2	13	30	8		6	7	2	1	2	2
Haiti	1			1	1				4	7			2		1			
Honduras	2			1	1		5	3	3	2	1		5			1		
Hong Kong, China	21	7	4	4	5	2	12		17	35	7	1	23	4	3	1	5	1
India	5		1	3			3	1	12	6	2		3	2				
Iran (Islamic Republic of)													1		1			
Ireland	1									1								
Israel										1		1						
Italy	29	2	7	2	7	1	23	3	16	40	13	5	33	10	4	5	6	
Japan	2												1	2				
Jordan							2			1								1
Kiribati		2	2	3	2		3		2	5	2		2	1	2	1		
Korea, Republic of	3		1	2			1		3	1	1				1		1	
Kuwait																		
Lebanon	10	3		2	1		5		2	6	7		5	1	2	2		
Liberia	75	29	17	10	12		36	3	60	104	33	6	43	15	19	5	13	1
Lithuania	1		1	1					4	5	2	1	3		1	1	1	
Luxembourg	5		1	1	1		4		8	6	2	1	5	2		1	1	
Malaysia	2				1		1			3								
Malta	193	37	19	43	46	5	90	8	189	238	73	10	70	39	19	17	19	4
Man, Isle of	18	2	2	1	2		4	1	32	14	4		6	1		1		
Marshall Islands	54	17	8	10	10	1	31	9	73	77	23	4	31	17	7	2	4	1
Moldova, Rep. of	112	48	26	39	31	3	70	23	125	206	97	6	83	24	26	17	13	1
Morocco	1																	
Netherlands	32	7	1	4	6		16	5	30	57	25	1	15	13	3	2	1	1
Norway	7	1	1	1	1		2	1	6	11	8		2	1			2	
Pakistan																		
Palau	11	2	4	2	4		8		4	14	7		5		1		3	
Panama	481	85	66	89	92	9	185	35	447	504	180	29	192	72	66	31	39	11

Flag State	01	02	03	04	05	06	07	08	09	010	011	012	013	014	015	016	018	99
Philippines	2	1	1	1	1		1	1	3	5		2						
Poland	5	1		1	2		3		4	7		1	1	1	1	1	5	
Portugal	6	5	2		1		4		1		1	1	1		2		2	
Qatar														1				
Russian Federation	60	16	17	17	17	6	38	3	41	81	31	4	26	12	20	2	14	4
Saint Vincent and the Grenadines	74	13	6	15	20	1	37	2	81	103	43	4	34	16	12	8	5	
Saudi Arabia	3	3	1			1	5		6	9	7	1	5		1	1		
Serbia and Montenegro	4			1					5	3								
Sierra Leone	114	36	28	18	18	1	53	14	91	151	73	7	45	22	10	19	6	5
Singapore	21	4	3	2	3		8		8	26	4		17	5	2	1	1	
Spain	4	1			2		1		2	1	1		1	1				
St. kitts & Nevis	38	12	5	13	5		20	5	20	37	15	4	19	4	2	5	14	1
Sweden	1						1			2			2	2				
Switzerland	4	1	2		1		1		10	6	3		1			1	1	
Syrian Arab Republic	10	6	6		3		8		3	17	12		3				2	
Thailand	4	1	1				3		4	1			1	1			1	
Togo	177	43	39	30	35	2	88	13	134	243	126	4	55	34	21	16	11	8
Turkey	98	39	14	17	21	3	53	11	150	150	54	8	55	22	5	14	4	
Tuvalu	5	8			1		5		5	10	3		4	1		1	1	
Ukraine	11	2	3	5	3	2	16		9	30	7	5	3	5	3	2	3	1
United Kingdom	23	3	3	1	4		8		10	22	6	1	8	5	3		3	
United Republic of Tanzania	96	47	33	41	29	3	68	12	117	143	77	2	53	25	26	9	11	2
United States of America	3		2		1				2	3	1	1	2	1			1	
UNKNOWN	10	1	2	3	3		5	2	17	14	4		4	5	2	1	2	
Vanuatu	21	4	2	4	4		19	5	7	20	13	1	3	5	2	1	1	
Viet Nam			1		2		1		2	5	2		1	1				
Totals	1933	638	481	537	448	40	1153	173	2545	3217	1297	250	1249	674	295	295	91	76

MED MOU SECRETARIAT CONTACT DETAILS

Adm. Mokhtar AMMAR

Secretary General

E-mail : ammар@medmou.org

Capt. Emad ISLAM

Deputy Secretary

E-mail : eislam@medmou.org

Postal Address: MEDMOU Secretariat, ELMANDARA – P.O. Box: 3101
746 EL CORNISH STREET 17th FLOOR- (BLUE HORIZON
BUILDING)- ALEXANDRIA - EGYPT

Email Address : secretariat@medmou.org

Website : www.medmou.org

Telephone : + (203) 5505770

+ (203) 5505773

Fax : + (203) 5505578

CIMED CONTACT DETAILS

Mr. Mehdi Loutfi

Deputy Director MedMoU Information Centre

E-mail : deputydirector@medmouic.org

Postal Address: Immeuble Direction de la Marine Marchande-Boulevard Félix Houphouet
BOIGNY, 20000, Casablanca - Morocco










Email Address : medmouic@medmouic.org

Website : www.medmouic.org

Telephone : + (212) 522 27 17 50/543 46 20

Fax : + (212) 522 27 17 63

Med MoU Member states Focal Point

<p><i>Algeria</i></p> 	<p><i>Cyprus</i></p> 	<p><i>Egypt</i></p> 	<p><i>Israel</i></p> 
<p>MR. IBEN EL BOUSHAKI MOHAMED Directeur De la Marine Marchande et des Ports Ministère des Transports. 1, Chemain Ibn Badis EL MOUIZ EL BIAR – Alger. Phone: +213 21 92 09 31 Fax: +213 21 92 60 96 E-mail: ibenboushaki@yahoo.fr</p>	<p>MR. MICHAEL A. MICHAELIDES For Acting Director Ministry of Communications and Works Department of Merchant Shipping. Kyllinis Street, Mesa Geitonia 4007, Lemesos Postal Address: P.O. Box 56193 3305, Lemesos Cyprus. Phone: +357 25848 100 - 275 Fax: +357 25848200 E-mail: mmichaelides@dms.mcw.gov.cy</p>	<p>R. ADM: TAREK GHANEM ABD ELMETAAL Chairman of Egyptian Authority for Maritime Safety. Alexandria – Bab Gomrok (1) Postal code 215.13 Phone: +203 4832041 Fax: +203 4875633 E-mail: eafms@mot.gov.eg</p>	<p>CAPT. ALEXSANDER GERSON Deputy Director General Head of Shipping & ports Inspector. 15A Pal – Yam St. POB 806, Haifa 31999, Israel. Phone: +972 48632077 Fax: +972 48632118 E-mail: alexg@mot.gov.il</p>
<p><i>Jordan</i></p> 	<p><i>Lebanon</i></p> 	<p><i>Malta</i></p> 	<p><i>Morocco</i></p> 
<p>MR. SALAH ALI ABU AFIFEH Director General– Jordan Maritime Commission. The Hashemite Kingdom of Jordan P.O.Box 171-Aqaba 77110 Jordan. Phone: +962 32015858 Fax: +962 32018049 E-mail: tech@jma.gov.jo</p>	<p>ENG. ABDEL HAFIZ EL KAYSSI General Director of Land & Maritime Transport. Ministry of Public Works & Transport Georges Picot strt Starco Bldg. 3rd Floor - Beirut – Lebanon. Phone: +9611 3716 44 - 45- Fax: +9611371647 E-mail: ministry@transportation.gov.lb</p>	<p>MR. IVAN SAMMUT Registrar General of Shipping and Seamen Merchant Shipping Directorate. Malta Transport Center Marsa, MRS 1917 – Malta. Phone: +356 21250350 Fax: +356 21241460 E-mail: ivan.sammut@transport.gov.mt</p>	<p>DR. Reada CHAKKOR Directeur de la Marine Marchande. Direction de la Marine Marchande Boulevard Félix Houphouët Boigny Casablanca - Maroc. Phone: +212 529 028 602 Fax: +212 522 273 340 E-mail: chakkor@mtpnet.gov.ma</p>
<p><i>Tunisia</i></p> 	<p><i>Turkey</i></p> 		
<p>MR. Med Lotfi Jemmal Director of Fleet and Maritime Navigation. Office de la Marine Marchande et des Ports – Batiment Administratif 2060 -La Goulette – Tunisia. Phone: +216 98922163 Fax : +216 9761 6060 E-mail: l.jemmal@ompp.nat.tn</p>	<p>MR. M.Mehdi GÖNÜLALCAK General Director. Ministry of Transport, Maritime Affairs and Communications General Directorate for Maritime and Inland Waters Regulation T.C. Ulaştırma, Denizcilik ve Haberleşme Bakanlığı Deniz ve İçsular Düzenleme Genel Müdürlüğü Hakkı Turaylıç Caddesi No:5 "C Blok" 06510 Emek/Ankara/TÜRKİYE. Phone: +90 312 203 10 00 Fax: +90 312 231 3306 E-mail: psc@udhb.gov.tr</p>		



MEDITERRANEAN

M.O.U.